


Small Group Leader Guide



Week 1

Ages 4-K
The Dreamer

Question

Why did God make me?

Answer

God has good plans for me!

Bible Verse

Jeremiah 29:11 NLT "... I know the plans I have for you," says the LORD. "They are plans for good ..."

What To Do First

Review

1. **Introduce** yourself.
2. **Say** the **Question**, **Answer**, and **Verse** together.

Read

1. **Lay** Story Cards in order.
2. **Point** to the first card.
3. **Read** the caption.
4. **Ask** the **Review Question**.
5. **Do** the **Action** together.
6. **Repeat** steps 2-5 for Story Cards 2-5.

Remember

What Do You See?

1. **Hold up** Story Card 1.
2. **Ask**, "What do you see in this picture?" *Group answers.*
3. **Repeat** steps 1-2 for Story Cards 2-5.

Review Questions & Actions

Story Card 1

Question

What did Jacob give to Joseph? *A special coat*

Action

Pretend to put on a special coat like Joseph's.

Story Card 2

Question

Who had special dreams? *Joseph*

Action

Pretend to go to sleep and have a dream like Joseph.

Story Card 3

Question

Who was mean to Joseph? *His brothers*

Action

Make a mean, grumpy face like Joseph's brothers.

Story Card 4

Question

Was Joseph really dead? *No*

Action

Joseph's father cried. Pretend to cry with him.

Story Card 5

Question

Who blessed Joseph? *God*

Action

Pretend you're Joseph. Give yourself a big hug from God.

How To Wrap Up

Talk

Joseph had a lot of brothers. How many brothers and sisters do you have?

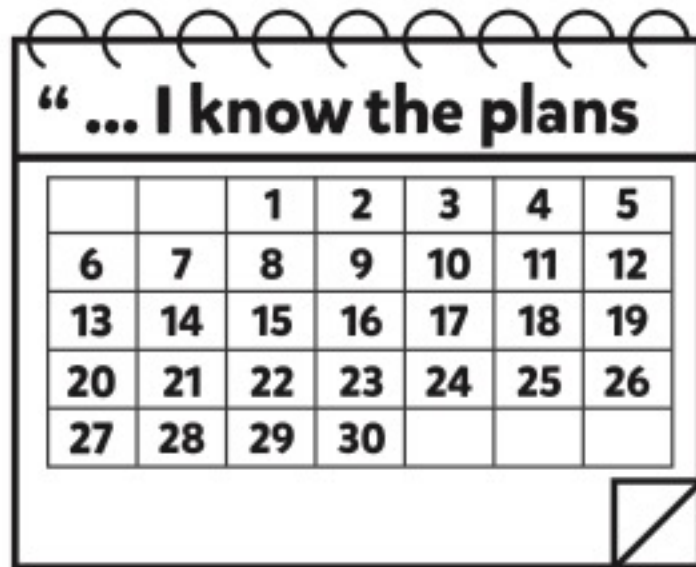
Pray

Ask kids what they want to talk to God about, and pray with them.


Adventure Book

Begin at Check Out Time

1. If you need to help with check out, **combine** your Small Groups.
2. **Give** each kid an Adventure Book, six stickers, and some crayons.
3. **Help** kids do activities inside the book.
4. **Keep** kids busy coloring and talking during check out.
5. **Send** stickers home with kids who leave early.
6. When a kid leaves, **tell** the parents something positive about their kid.



Small Group Leader Guide



Week 2

Ages 4-K
The Dreamer

Question

Why did God make me?

Answer

God has good plans for me!

Bible Verse

Jeremiah 29:11 NLT "... I know the plans I have for you," says the LORD. "They are plans for good ..."

What To Do First

Review

1. **Introduce** yourself.
2. **Say** the **Question**, **Answer**, and **Verse** together.

Read

1. **Lay** Story Cards in order.
2. **Point** to the first card.
3. **Read** the caption.
4. **Ask** the **Review Question**.
5. **Do** the **Action** together.
6. **Repeat** steps 2-5 for Story Cards 2-5.

Remember

Mix It Up

1. **Shuffle** Story Cards.
2. **Place** Story Cards in the wrong order.
3. **Say**, "This story's mixed up! Let's put it in order."
4. Group **helps** put Story Cards in order.

Review Questions & Actions

Story Card 1

Question

Who was jealous of Joseph? *Joseph's brothers*

Action

Pretend to put on a special coat like Joseph's.

Story Card 2

Question

What kind of dreams did Joseph have? *Special dreams*

Action

Pretend to go to sleep and have a dream like Joseph.

Story Card 3

Question

Were Joseph's brothers kind to him? *No*

Action

Make a mean, grumpy face like Joseph's brothers.

Story Card 4

Question

Did Joseph's brothers tell Jacob the truth, or a lie? *A lie*

Action

Joseph's father cried. Pretend to cry with him.

Story Card 5

Question

Did God stay close to Joseph? *Yes*

Action

Pretend you're Joseph. Give yourself a big hug from God.

How To Wrap Up

Talk

Joseph's special coat had lots of colors on it. What's your favorite color?

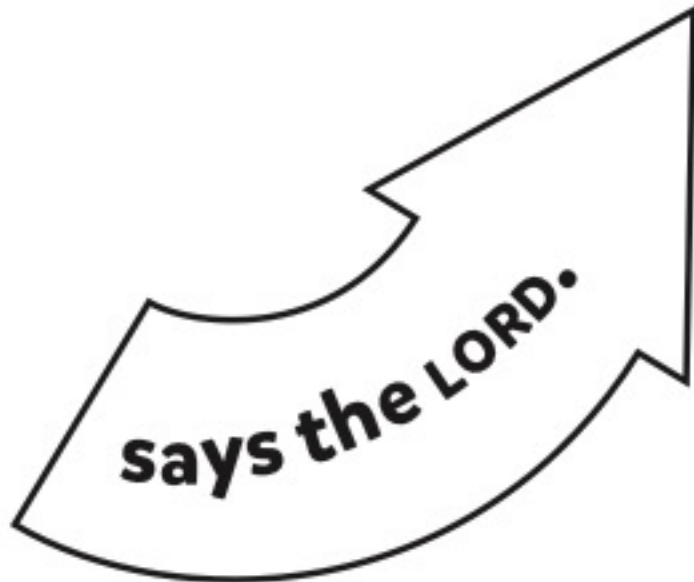
Pray

Ask kids what they want to talk to God about, and pray with them.


Adventure Book

Begin at Check Out Time

1. If you need to help with check out, **combine** your Small Groups.
2. **Give** each kid an Adventure Book, six stickers, and some crayons.
3. **Help** kids do activities inside the book.
4. **Keep** kids busy coloring and talking during check out.
5. **Send** stickers home with kids who leave early.
6. When a kid leaves, **tell** the parents something positive about their kid.



Small Group Leader Guide



Week 3

Ages 4-K
The Dreamer

Question

Why did God make me?

Answer

God has good plans for me!

Bible Verse

Jeremiah 29:11 NLT "... I know the plans I have for you," says the LORD. "They are plans for good ..."

What To Do First

Review

1. **Introduce** yourself.
2. **Say** the **Question**, **Answer**, and **Verse** together.

Read

1. **Lay** Story Cards in order.
2. **Point** to the first card.
3. **Read** the caption.
4. **Ask** the **Review Question**.
5. **Do** the **Action** together.
6. **Repeat** steps 2-5 for Story Cards 2-5.

Remember Now What?

1. **Lay** down Story Card 1.
2. **Read** the caption.
3. **Ask**, "Now what's going to happen in the next picture?" *Group answers.*
4. **Repeat** steps 1-3 for Story Cards 2-5.

Review Questions & Actions

Story Card 1

Question

How did Joseph's brothers feel? *Jealous*

Action

Pretend to put on a special coat like Joseph's.

Story Card 2

Question

Did Joseph's dreams make Joseph's brothers like him? *No*

Action

Pretend to go to sleep and have a dream like Joseph.

Story Card 3

Question

How did Joseph feel when his brothers were mean? *Scared, afraid, etc.*

Action

Make a mean, grumpy face like Joseph's brothers.

Story Card 4

Question

What did Joseph's brothers show Jacob? *Joseph's special coat*

Action

Joseph's father cried. Pretend to cry with him.

Story Card 5

Question

Where was Joseph? *In Egypt*

Action

Pretend you're Joseph. Give yourself a big hug from God.

How To Wrap Up

Talk

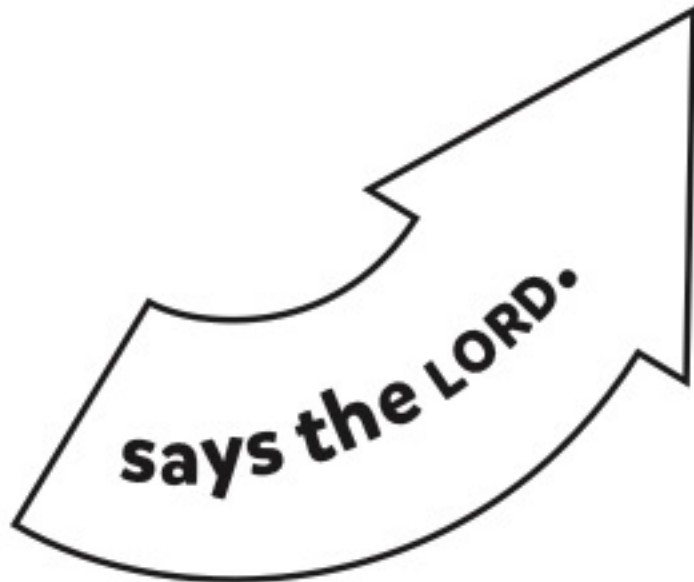
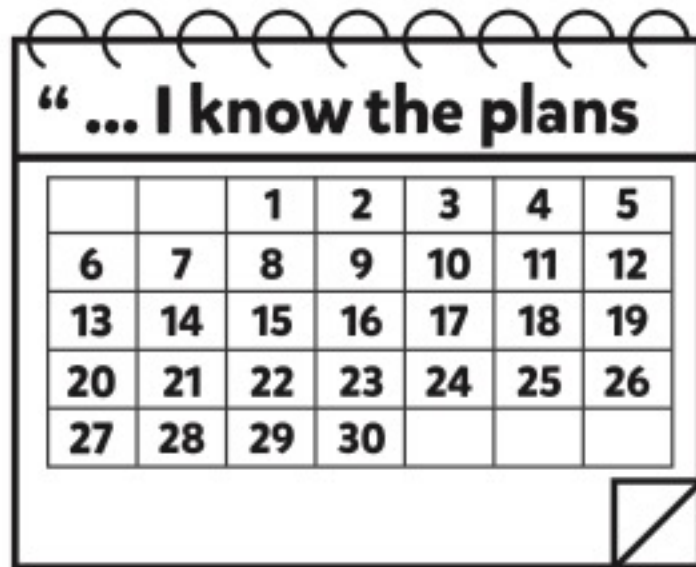
God stayed close to Joseph. Who do you like to be close to?

Pray


Ask kids what they want to talk to God about, and pray with them.

Adventure Book Begin at Check Out Time

1. If you need to help with check out, **combine** your Small Groups.
2. **Give** each kid an Adventure Book, six stickers, and some crayons.
3. **Help** kids do activities inside the book.
4. **Keep** kids busy coloring and talking during check out.
5. **Send** stickers home with kids who leave early.
6. When a kid leaves, **tell** the parents something positive about their kid.



Small Group Leader Guide



Week 4

Ages 4-K
The Dreamer

Question

Why did God make me?

Answer

God has good plans for me!

Bible Verse

Jeremiah 29:11 NLT "... I know the plans I have for you," says the LORD. "They are plans for good ..."

What To Do First

Review

1. **Introduce** yourself.
2. **Say** the **Question**, **Answer**, and **Verse** together.

Read

1. **Lay** Story Cards in order.
2. **Point** to the first card.
3. **Read** the caption.
4. **Ask** the **Review Question**.
5. **Do** the **Action** together.
6. **Repeat** steps 2-5 for Story Cards 2-5.

Remember

What's Missing?

1. **Lay** out four Story Cards.
2. **Ask**, "Which picture is missing?" *Group answers.*
3. **Lay** Story Card in place.
4. **Repeat** steps 1-3, but **leave out** different card.

Review Questions & Actions

Story Card 1

Question

Why did Jacob give Joseph a special coat? *Joseph was his favorite son.*

Action

Pretend to put on a special coat like Joseph's.

Story Card 2

Question

Who did Joseph tell his dreams to? *His father and brothers*

Action

Pretend to go to sleep and have a dream like Joseph.

Story Card 3

Question

What did Joseph's brothers do? *See Story Card 3.*

Action

Make a mean, grumpy face like Joseph's brothers.

Story Card 4

Question

What did Jacob think when he saw the coat? *He thought Joseph died.*

Action

Joseph's father cried. Pretend to cry with him.

Story Card 5

Question

Was Joseph allowed to go home? *No*

Action

Pretend you're Joseph. Give yourself a big hug from God.

How To Wrap Up

Talk

Joseph had special dreams. What dreams do you have when you sleep?

Pray

Ask kids what they want to talk to God about, and pray with them.

Adventure Book

Begin at Check Out Time

1. If you need to help with check out, **combine** your Small Groups.
2. **Give** each kid an Adventure Book, six stickers, and some crayons.
3. **Help** kids do activities inside the book.
4. **Keep** kids busy coloring and talking during check out.
5. **Send** stickers home with kids who leave early.
6. When a kid leaves, **tell** the parents something positive about their kid.

