


PROP TALK A

Whole Group Leader Guide



A HAPPY SUNDAY

1st HAPPY OR SAD

directions on back

YOU'LL NEED

- Happy/Sad cross (1 per room)

Note: *Happy/Sad cross has a happy face on front and a sad face on back.*

2nd SAY WITH ME

all ages

Say Together: Jesus makes me God's friend because I believe He lives again!

3rd QUESTIONS

ages 4-K

1. **Why did Jesus choose to die on the cross?**
Because He loves everyone; because He wanted to make us right with God
2. **We can believe in our heart that God raised someone from the dead. Who is it?** *Jesus*

HAPPY OR SAD

directions

Say: Look at this. This cross is happy on one side ...

1. **Show** the happy side.

Say: ... and it's sad on the other.

2. **Show** the sad side.

Say: Some things about Jesus' cross are happy, and some are sad. I'll tell you something special about Jesus' cross, and you tell me if it's happy or sad.


3. **Read** one item from the **Happy or Sad List**.
4. Kids **choose** if the item you read is happy or sad.
5. After kids choose, **show** the happy side of the cross if it's happy or the sad side of the cross if it's sad.

Happy or Sad List

- Dying on the cross hurt Jesus. *Sad*
 - Jesus took away EVERYONE'S sins. *Happy*
 - Jesus was punished for EVERYONE'S sins. *Sad*
 - Jesus made me friends with God. *Happy*
 - Jesus died. *Sad*
 - Jesus came to life again. *Happy*
 - Jesus died on the cross because He loves EVERYONE. *Happy*
6. **Say** "Say With Me" listed on the front.
 7. For ages 4-K, **ask** "Questions" listed on the front.

PROP TALK B

Whole Group Leader Guide



**A HAPPY
SUNDAY**

1st ERASE SINS

directions on back

YOU'LL NEED

- Giant pencil (1 per room)

2nd SAY WITH ME

all ages

Say Together: Jesus makes me God's friend
because I believe He lives again!

3rd QUESTIONS

ages 4-K

1. **How do sins make us feel inside?** *Yucky, sad, bad, mad, etc.*
2. **Who can erase our sins and take them away?**
Jesus

ERASE SINS

directions

1. **Hold up** pencil for kids to see.

Say: Look at this big pencil! I can write big with it!

2. **Pretend to write** with the pencil.

Say: And, I can take the writing away with the big eraser.

3. **Pretend to erase** what you wrote.

Say: Yep. Now what I wrote is all gone! That makes me think of Jesus! He erases sins out of our hearts. Tell me some bad sins we might choose to do.

4. Let kids **respond**. *Examples: not sharing, yelling, hitting, disobeying, throwing a fit, etc.*

Say: Yuck. Those are sins! How does that sin make our hearts feel?

5. Kids **respond**. *Sad, sinful, grumpy, etc.*

Say: Oh no! That sin has made our hearts sad.

6. **Lead** kids to **place** hands on their hearts and **make** sad faces.

Say: Let's ask Jesus to forgive us!

7. **Say** together, "Jesus, please forgive my sins!"

8. **Wave** eraser over kids while they speak.

Say: Friends, when you ask Jesus to forgive you, He erases those sins right out of our hearts!


9. **Make** happy faces and **say** together, "Thank you, Jesus!"

10. **Say** "Say With Me" listed on the front.

11. For ages 4-K, **ask** "Questions" listed on the front.

PROP TALK C

Whole Group Leader Guide



A HAPPY SUNDAY

1st HAPPY HEART

directions on back

YOU'LL NEED

- Giant heart bandage (1 per room)

2nd SAY WITH ME

all ages

Say Together: Jesus makes me God's friend because I believe He lives again!

3rd QUESTIONS

ages 4-K

1. **What do sins and wrong choices do to our hearts?** *Make them yucky, sad, broken, etc.*
2. **Who can make our hearts all better when we ask Him to?** *Jesus*

HAPPY HEART

directions

Say: Friends, I've been thinking about bad choices I made. It makes me sad and breaks my heart! Who can forgive me and make my heart all better again?

1. Kid **answer.** *Jesus!*
2. **Show** giant heart bandage to kids.

Say: Yes! Jesus can heal my heart! His grace is like a bandage that makes my heart all better.


3. **Celebrate** together.

Say: Let's play a game. When I hide this bandage, freeze and make a sad face. If I show the bandage, jump up and say, "Jesus makes me God's friend!"

4. **Show** the bandage and **help** kids **jump up** and **say**, "Jesus makes me God's friend!"
5. **Hide** the bandage behind your back and **help** kids **fall down** and **freeze**.
6. **Repeat** steps 4-5 as time allows.
7. **Say** "Say With Me" listed on the front.
8. For ages 4-K, **ask** "Questions" listed on the front.

PROP TALK D

Whole Group Leader Guide



**A HAPPY
SUNDAY**

1st EMPTY TOMB

directions on back

YOU'LL NEED

- Tomb flip card (1 per room)

2nd SAY WITH ME

all ages

Say Together: Jesus makes me God's friend
because I believe He lives again!

3rd QUESTIONS

ages 4-K

1. **Where did they put Jesus' body after He died?**
In a tomb
2. **Why wasn't Jesus in the tomb three days later?**
God made Jesus alive again.

EMPTY TOMB

1. **Hold up** the closed side of the tomb flip card.

Say: Look, friends. This is a tomb. It's a cave they put Jesus' body in when He died on the cross. Everyone was very sad.

2. **Make** a sad face together.

Say: After three days, the angels rolled the stone away. Let's see what was in the tomb after three days!

3. **Count to three** together and **flip** the card to the side showing the empty tomb.

Say: Wow! Jesus isn't in the tomb anymore! It's empty because God made Jesus alive again! Let's play again!

4. **Show** closed tomb picture, **help** kids **crouch down**, and **count to three**.

5. **Flip** card to the empty tomb, and **help** kids **jump up** and **shout**, "Jesus is alive again!"


6. **Repeat** steps 4-5 as time allows. **Choose** different kids to hold and flip the card each time.

7. **Say** "Say With Me" listed on the front.

8. For ages 4-K, **ask** "Questions" listed on the front.

PROP TALK E

Whole Group Leader Guide



**A HAPPY
SUNDAY**

1st EMPTY EGG

directions on back

YOU'LL NEED

- Plastic eggs (5 per room)
- Crown (1 per room)
- Cross (1 per room)
- Pebble (1 per room)
- Nail (1 per room)

2nd SAY WITH ME

all ages

Say Together: Jesus makes me God's friend because I believe He lives again!

3rd QUESTIONS

ages 4-K

1. **Is Jesus dead or alive?** *Alive*
2. **What is special about Easter?** *It's the day Jesus came back to life!*

EMPTY EGG

Before Prop Talk

1. **Fill** eggs with items.
2. **Leave** one egg empty. **Save** it to open last.

Prop Talk

1. **Hold up** the first egg and **shake** it.

Say: Do you hear that? What's inside this egg?

2. **Open** egg, **show** what's inside, and **use** the **Resurrection Egg List** below to **talk about** it.
3. **Continue** shaking, opening, and talking about eggs until only the empty one is left.
4. **Shake** the empty egg.

Say: Oh, my! This egg isn't making any noise!

5. **Open** empty egg, **act** surprised, and **show** it.
6. **Say:** This egg shows Jesus isn't in the tomb anymore! Jesus isn't dead! Jesus is alive!
7. **Say** "Say With Me" listed on the front.
8. For ages 4-K, **ask** "Questions" listed on the front.

Resurrection Eggs List

- **Cross:** Jesus died on this to take the punishment for our sins and make us friends with God.
- **Nail:** They put nails in Jesus' hands when they put Him on the cross. It hurt Him, and it was sad.
- **Crown of Thorns:** They put this on Jesus' head when they nailed Him to the cross. It hurt a lot.
- **Pebble:** They put Jesus' body in a cave called a tomb and closed it with a big rock for a door.