


PROP TALK A

Whole Group Leader Guide



A TEST IN THE DESERT

1st STAY CLEAN

directions on back

YOU'LL NEED

- Black slime (1 container per room)
- White bow tie (1 per room)

2nd SAY WITH ME

all ages

Say Together: I say, "No!" to sins!

3rd QUESTIONS

ages 4-K

1. **How did we keep the bow tie clean?** *We said, "No!" to playing with the icky, sticky, muddy slime.*
2. **How can we help our hearts stay clean?** *Say, "No!" to sins and wrong choices.*

STAY CLEAN

directions

Say: When you say, "No!" to sins and wrong choices, it helps keep your heart clean and pure. Kind of like this clean, white bow tie!

1. **Show** the white bow tie.

Say: Friends, it looks like this bow tie could get dirty fast, so I'm going to need someone to wear it who can keep it very, very clean!

2. **Pick** a kid to wear the bow tie and **put it on** them.

Say: Now, I've also got some icky, sticky, muddy slime! When you've got the white bow tie, you can't touch it, or you might get the bow tie dirty!


3. **Ask** the kid if they should play with the mud.
4. **Help** kid **say**, "No!"
5. **Repeat** steps 2-4 for as many kids as possible.

Say: Wow, everyone who had a turn said, "No!" to the icky, sticky, muddy slime and kept the bow tie clean! You all chose to say, "No!" to doing the wrong thing. Way to go!

6. **Clap** together to celebrate.
7. **Say** "Say With Me" listed on the front.
8. For ages 4-K, **ask** "Questions" listed on the front.

PROP TALK B

Whole Group Leader Guide



A TEST IN THE DESERT

1st SMELLS CLEAN

directions on back

YOU'LL NEED

- Bar of soap in a resealable bag (1 per room)

2nd SAY WITH ME

all ages

Say Together: I say, "No!" to sins!

3rd QUESTIONS

ages 4-K

1. **What washes you clean and pure from dirt on the outside?** *Soap*
2. **Who washes you clean and pure from sins on the inside?** *Jesus*

SMELLS CLEAN

directions

1. **Show** the bag of soap.

Say: This soap reminds me of something! Soap washes us clean and pure from dirt on the outside, but Jesus's love and forgiveness washes us clean and pure from sins on the inside. Jesus makes your heart smell so good to God!

2. **Open** the bag, and **sniff** the soap.


Say: Mmm! Just like this soap smells so good!

Ask: What are some sins and wrong choices we can ask Jesus to clean out of our hearts?

3. Kids **respond. Help** them think of ideas if they're stuck: *biting others, saying mean words, not sharing, not obeying, etc.*
4. **Pray** together, "Jesus, please forgive us for doing those icky sticky sins, and wash our hearts pure and clean. In Jesus's name, amen!"
5. **Pass** the bag to as many kids as possible so they can smell the soap.
6. **Say** "Say With Me" listed on the front.
7. For ages 4-K, **ask** "Questions" listed on the front.

PROP TALK C

Whole Group Leader Guide



A TEST IN THE DESERT

1st NO TO SINS

directions on back

YOU'LL NEED

- Megaphone (1 per room)

2nd SAY WITH ME

all ages

Say Together: I say, "No!" to sins!

3rd QUESTIONS

ages 4-K

1. **What does a megaphone remind us to do?** *Say, "No!" to sins*
2. **Is it ever okay to say, "Yes!" to sins?** *No!*

NO TO SINS

directions

1. **Show** the megaphone to kids.

Say: Whoa! Friends, what do you think this is?

2. Kids **respond**.

Say: Hmmm. I think it is a megaphone! I can use it to make my voice really loud. Listen to this!

3. **Say**, "I say 'No!' to sins," into the megaphone loudly.

Say: This megaphone helps me remember to use my voice to say, "No!" to sins! I'll say a sin, and you say, "No!" to it with me!

4. **Read** a question from the **What Should I Say? List** below.

5. **Hold** the megaphone out to the whole group and have them shout, "No!" toward it, or **choose** individual kids to come say, "No" into the megaphone.

6. **Say** "Say With Me" listed on the front.


7. For ages 4-K, **ask** "Questions" listed on the front.

What Should I Say? List

- Should I throw a fit?
- Should I say mean words?
- Should I disobey my leaders?
- Should I run around the room during Movie and Music time?
- Should I run away from my family in the store?
- Should I make a mess and leave it?

PROP TALK D

Whole Group Leader Guide



A TEST IN THE DESERT

1st PURE HEART

directions on back

YOU'LL NEED

- Laminated heart (1 per room)
- Sticky tack (1 small ball per room)
- Dry erase marker (1 per room)
- Paper towel, tissues, or wet wipes (as needed)

2nd SAY WITH ME

all ages

Say Together: I say, "No!" to sins!

3rd QUESTIONS

ages 4-K

1. **What happens when we choose to do a sin?** *It makes our heart dirty, icky, and sticky.*
2. **After we've sinned, how can our heart be pure and clean again?** *We ask Jesus to forgive our sins. He washes our heart pure and clean.*

PURE HEART

Before Prop Talk

1. **Use** sticky tack to **stick** the laminated heart on the wall where all the kids can see it.

Prop Talk

Say: Friends, this heart is pure and clean for God! But, what happens when we choose to sin? Like, when we make a mean face at someone?

1. **Draw** a scribble inside the heart.

Say: Oh, that is sad. Now this heart has an icky, sticky sin in it. Tell me some other sins.

2. Kids **respond**. **Help** them think of ideas if they're stuck: *biting others, saying mean words, not sharing, not obeying, etc.*
3. For each answer the kids give, **draw** another scribble inside the heart.

Say: Who is the only One who can wash sins out of our hearts?

4. Kids **respond**.

Say: Jesus can! All we have to do is pray and ask Him to forgive us.


5. **Pray** together, "Jesus, please forgive us for our sins. We love You! Amen!"
6. **Erase** the scribbles from the heart with a paper towel, tissue, or wet wipe.

Say: Jesus makes our hearts clean and pure for God!

7. **Cheer** and **clap** together to celebrate.
8. **Say** "Say With Me" listed on the front.
9. For ages 4-K, **ask** "Questions" listed on the front.

PROP TALK E

Whole Group Leader Guide



A TEST IN THE DESERT

1st

NO!

directions on back

YOU'LL NEED

- No! sound button (1 per room)

2nd

SAY WITH ME

all ages

Say Together: I say, "No!" to sins!

3rd

QUESTIONS

ages 4-K

1. **What should we always say to sins? "No!"**
2. **Who can help us remember to say, "No!" to sins?** *God, our friends, family, leaders, etc.*

NO!

1. **Show** the No! button to kids.

Say: Friends, this button is great! It reminds me what I should say when I want to sin or make a wrong choice. Listen to this!

2. **Push** the No! button.

Ask: What did this button remind me to say to sins?

3. Kids **respond**.

Say: You're right, friends! And you know what? We don't always need a button to remember to say, "No!" to sins. We need God, our friends, family, and leaders to help us out. So I'm going to pick some of you to help me out!

4. **Pick** a kid and ask them a question from the **Sins List** below.

5. Kid **pushes** the No! button to say, "No!" to the sin.

6. **Repeat** steps 4-5 as time allows.

Say: Thank you, friends, for helping me remember to say, "No!" to sins!

7. **Say** "Say With Me" listed on the front.

8. For ages 4-K, **ask** "Questions" listed on the front.

Sins List

- Should I hit someone?
- Should I yell at my parents?
- Should I grab a toy from a friend?
- Should I throw things at people?
- Should I bite someone?
- Should I hide from your parents?
- Should I throw a fit?
- Should I run around the room?
- Should I say mean words?