


PROP TALK A

Whole Group Leader Guide



STONES, SLINGS, AND GIANT THINGS

1st SING TO GOD

directions on back

YOU'LL NEED

- Toy guitar (1 per room)

2nd SAY WITH ME

all ages

Say Together: I get to know God!

3rd QUESTIONS

ages 4-K

1. **When does singing help your heart match God's heart?** *When I sing a song to God*
2. **What can singing to God get your heart ready to do?** *Things that are good.*

SING TO GOD

directions

1. **Show** the guitar.

Say: Look at this guitar! We can play it and sing songs for God. When we sing to God, it can help our hearts match God's heart. Then we'll be ready to do what's good!

2. **Strum** the guitar and sing, "I get to know God!" together. *Choose any simple melody you'd like, such as "Twinkle, Twinkle, Little Star" or "Row, Row, Row Your Boat."*

Say: Friends, you sing so well for God! Now, let's play a game. Sing for God while I play the guitar, and when I stop, be really still and quiet!


3. **Strum** the guitar and **sing**, "I get to know God!" together.
4. **Stop** strumming the guitar, and **help** kids **stop singing**.

Say: Great job, friends! Let's play again!

5. **Repeat** steps 4-7 as time allows, **choosing** as many kids as possible to come up and **strum** the guitar.
6. **Say** "Say With Me" listed on the front.
7. For ages 4-K, **ask** "Questions" listed on the front.

PROP TALK B

Whole Group Leader Guide



STONES, SLINGS, AND GIANT THINGS

1st READ THE BIBLE

directions on back

YOU'LL NEED

- Bible verse list (1 per room)
- Children's Bible (1 per room)

Note: *If possible, use The Bible App for Kids Storybook Bible to best match the content in this unit.*

2nd SAY WITH ME

all ages

Say Together: I get to know God!

3rd QUESTIONS

ages 4-K

1. **How can the Bible help your heart match God's heart?** *It helps you get to know God when you read or listen to it.*
2. **What does the Bible get you ready to do?** *Things that are good.*

READ THE BIBLE

directions

Before Prop Talk

1. **Place** the Bible verse list inside the Bible.

Prop Talk


1. **Show** the children's Bible.
2. **Lead** kids through this Bible poem: "The Bible is God's book for you! You can trust it's right and true."

Say: We can get to know God by reading what He says in the Bible. The Bible can get our hearts ready to do what's good! Let's read it right now!

3. **Read** the verses from the Bible verse list as if you're reading directly from the children's Bible.
4. **Demonstrate** the motion listed after each verse.
5. Kids **copy** each motion after you demonstrate it.
6. **Say** "Say With Me" listed on the front.
7. For ages 4-K, **ask** "Questions" listed on the front.

PROP TALK C

Whole Group Leader Guide



STONES, SLINGS, AND GIANT THINGS

1st TALK TO GOD

directions on back

YOU'LL NEED

- Paper bag with praying hands on it (1 per room)
- Toy mouth (1 per room)
- Toy ear (1 per room)

2nd SAY WITH ME

all ages

Say Together: I get to know God!

3rd QUESTIONS

ages 4-K

1. **When you're talking to God, what do you use?**
Your mouth
2. **When you're listening to God, what do you use?** *Your ears and heart*

TALK TO GOD

directions

Before Prop Talk

1. **Put** toy ear and toy mouth inside the bag.

Prop Talk

2. **Show** the praying hands on the bag.

Say: Look at these praying hands! They remind us that we can get to know God when we pray. Let's learn how to pray together!

3. **Pull out** the toy mouth and **show** it to the kids.

Say: This is a mouth. Point to your mouths! Sometimes we can pray by talking with our mouths.

4. Everyone **makes** a puppet with their hand and **says**, "I talk to God!"

5. **Pull out** the toy ear, and **show** it to the kids.

Say: This is an ear! Wiggle your listening ears! Sometimes, we can pray by listening to God with our ears and in our hearts.


6. Everyone **cups** one hand behind their ear, **places** the other hand on their heart, and **says**, "I listen to God!"

Say: Now, let's play a fun game! If I pull out the mouth, show me your mouth, and say, "I talk to God!" If I pull out the ear, show me your ear and your heart and say, "I listen to God!"

7. **Pull out** the mouth or the ear, and **help kids respond** to it with the correct motion and phrase.
8. **Repeat** as time allows, **choosing** kids to take turns **pulling** the mouth and ear out of the bag.
9. **Say** "Say with Me" listed on the front.
10. For ages 4-K, **ask** "Questions" listed on the front.

PROP TALK D

Whole Group Leader Guide



STONES, SLINGS, AND GIANT THINGS

1st MATCH JESUS

directions on back

YOU'LL NEED

- Color flash card set (1 per room)
- Picture of Jesus (1 per room)

2nd SAY WITH ME

all ages

Say Together: I get to know God!

3rd QUESTIONS

ages 4-K

1. **How do you know if two things match?** *They look the same.*
2. **Whose heart do you want your heart to match?** *God's; Jesus'*

MATCH JESUS

1. **Stack** your cards and **place** the Jesus picture on the bottom.

Say: Friends, we get to play a matching game today! When two things match, they look the same. I'll hold up a card. If anything on you matches the color of the card, stand up!

2. **Hold** up your first color card and name the color.
3. **Help** kids figure out if they're wearing anything that matches the color, and **encourage** them to stand up if they are.
4. Kids **sit down**.
5. **Continue** with steps 2 and 4 until you've shown all of your color cards.
6. **Show** the Jesus card last.

Ask: Who is this?

7. **Help** kids **respond**, "Jesus!"

Say: Everyone who wants their heart to match Jesus' heart, stand up!

8. Kids **stand, celebrate,** and **sit down** again.
9. **Say** "Say with Me" listed on the front.
10. For ages 4-K, **ask** "Questions" listed on the front.