

Small Group Leader Guide



Week 1

Ages 4-K
Stones, Slings, and
Giant Things

Question

How can your heart match God's heart?

Answer

I get to know God!

Bible Verse

Titus 3:1 NIRV ... *be ready to do what is good.*

What To Do First

Review

1. **Introduce** yourself.
2. **Say** the **Question**, **Answer**, and **Verse** together.

Read

1. **Lay** Story Cards in order.
2. **Point** to the first card.
3. **Read** the caption.
4. **Ask** the **Review Question**.
5. **Do** the **Action** together.
6. **Repeat** steps 2-5 for Story Cards 2-5.

Remember

What Do You See?

1. **Hold up** Story Card 1.
2. **Ask**, "What do you see in this picture?" *Group answers.*
3. **Repeat** steps 1-2 for Story Cards 2-5.

Review Questions & Actions

Story Card 1

Question

Who was ready to do what was good? *David*

Action

Put your hands on your heart and say, "Ba-Bump! Ba-Bump!"

Story Card 2

Question

Who were the people afraid of? *Goliath*

Action

Show you're strong and brave, like David.

Story Card 3

Question

What did the king offer David? *His armor*

Action

Pretend you're David. Take off the armor!

Story Card 4

Question

Who did David fight? *Goliath*

Action

Pretend to throw a stone at Goliath.

Story Card 5

Question

Who helped David knock down Goliath? *God*

Action

Cheer for David!

How To Wrap Up

Talk

David was ready to do good! What good things do you like to do?

Pray

Ask kids what they want to talk to God about, and pray with them.


Adventure Book

Begin at Check Out Time

1. If you need to help with check out, **combine** your Small Groups.
2. **Give** each kid an Adventure Book, six stickers, and some crayons.
3. **Help** kids do activities inside the book.
4. **Keep** kids busy coloring and talking during check out.
5. **Send** stickers home with kids who leave early.
6. When a kid leaves, **tell** the parents something positive about their kid.



Small Group Leader Guide



Week 2

Ages 4-K
Stones, Slings, and
Giant Things

Question

How can your heart match God's heart?

Answer

I get to know God!

Bible Verse

Titus 3:1 NIRV ... *be ready to do what is good.*

What To Do First

Review

1. **Introduce** yourself.
2. **Say** the **Question**, **Answer**, and **Verse** together.

Read

1. **Lay** Story Cards in order.
2. **Point** to the first card.
3. **Read** the caption.
4. **Ask** the **Review Question**.
5. **Do** the **Action** together.
6. **Repeat** steps 2-5 for Story Cards 2-5.

Remember

Mix It Up

1. **Shuffle** Story Cards.
2. **Place** Story Cards in the wrong order.
3. **Say**, "This story's mixed up! Let's put it in order."
4. Group **helps** put Story Cards in order.

Review Questions & Actions

Story Card 1

Question

What did God look into?
David's heart

Action

Put your hands on your heart and say, "Ba-Bump! Ba-Bump!"

Story Card 2

Question

Who was ready to do what was good? *David*

Action

Show you're strong and brave, like David.

Story Card 3

Question

What did David need: the king's armor or God's help? *God's help*

Action

Pretend you're David. Take off the armor!

Story Card 4

Question

What did David do to fight Goliath? *He threw a stone at him.*

Action

Pretend to throw a stone at Goliath.

Story Card 5

Question

Why was David a hero? *He fought Goliath and won!*

Action

Cheer for David!

How To Wrap Up

Talk

The Bible helps you get to know God. Who reads the Bible with you?

Pray

Ask kids what they want to talk to God about, and pray with them.


Adventure Book

Begin at Check Out Time

1. If you need to help with check out, **combine** your Small Groups.
2. **Give** each kid an Adventure Book, six stickers, and some crayons.
3. **Help** kids do activities inside the book.
4. **Keep** kids busy coloring and talking during check out.
5. **Send** stickers home with kids who leave early.
6. When a kid leaves, **tell** the parents something positive about their kid.



Small Group Leader Guide



Week 3

Ages 4-K
Stones, Slings, and
Giant Things

Question

How can your heart match God's heart?

Answer

I get to know God!

Bible Verse

Titus 3:1 NIRV ... *be ready to do what is good.*

What To Do First

Review

1. **Introduce** yourself.
2. **Say** the **Question**, **Answer**, and **Verse** together.

Read

1. **Lay** Story Cards in order.
2. **Point** to the first card.
3. **Read** the caption.
4. **Ask** the **Review Question**.
5. **Do** the **Action** together.
6. **Repeat** steps 2-5 for Story Cards 2-5.

Remember Now What?

1. **Lay** down Story Card 1.
2. **Read** the caption.
3. **Ask**, "Now what's going to happen in the next picture?" *Group answers.*
4. **Repeat** steps 1-3 for Story Cards 2-5.

Review Questions & Actions

Story Card 1

Question

Who did David's heart match? *God's heart*

Action

Put your hands on your heart and say, "Ba-Bump! Ba-Bump!"

Story Card 2

Question

Was David afraid of Goliath? *No*

Action

Show you're strong and brave, like David.

Story Card 3

Question

Who was ready to do what was good? *David*

Action

Pretend you're David. Take off the armor!

Story Card 4

Question

What did David say to Goliath? *"I have the help of Israel's God!"*

Action

Pretend to throw a stone at Goliath.

Story Card 5

Question

Who lost the fight? *Goliath*

Action

Cheer for David!

How To Wrap Up

Talk

Singing to God helps you get to know Him. What do you like to sing to Him?

Pray

Ask kids what they want to talk to God about, and pray with them.


Adventure Book

Begin at Check Out Time

1. If you need to help with check out, **combine** your Small Groups.
2. **Give** each kid an Adventure Book, six stickers, and some crayons.
3. **Help** kids do activities inside the book.
4. **Keep** kids busy coloring and talking during check out.
5. **Send** stickers home with kids who leave early.
6. When a kid leaves, **tell** the parents something positive about their kid.



Small Group Leader Guide



Week 4

Ages 4-K
Stones, Slings, and
Giant Things

Question

How can your heart match God's heart?

Answer

I get to know God!

Bible Verse

Titus 3:1 NIRV ... *be ready to do what is good.*

What To Do First

Review

1. **Introduce** yourself.
2. **Say** the **Question**, **Answer**, and **Verse** together.

Read

1. **Lay** Story Cards in order.
2. **Point** to the first card.
3. **Read** the caption.
4. **Ask** the **Review Question**.
5. **Do** the **Action** together.
6. **Repeat** steps 2-5 for Story Cards 2-5.

Remember

What's Missing?

1. **Lay** out four Story Cards.
2. **Ask**, "Which picture is missing?" *Group answers.*
3. **Lay** Story Card in place.
4. **Repeat** steps 1-3, but **leave out** different card.

Review Questions & Actions

Story Card 1

Question

What made David ready to do what was good? *His heart matched God's heart.*

Action

Put your hands on your heart and say, "Ba-Bump! Ba-Bump!"

Story Card 2

Question

How did David show he wasn't afraid? *He said he'd fight Goliath.*

Action

Show you're strong and brave, like David.

Story Card 3

Question

How did David know God would help him? *God helped David before.*

Action

Pretend you're David. Take off the armor!

Story Card 4

Question

Who was ready to do what was good? *David.*

Action

Pretend to throw a stone at Goliath.

Story Card 5

Question

How did David become a hero? *God helped Him.*

Action

Cheer for David!

How To Wrap Up

Talk

Talking to God helps you get to know Him. What do you like to say to God?

Pray

Ask kids what they want to talk to God about, and pray with them.

Adventure Book

Begin at Check Out Time

1. If you need to help with check out, **combine** your Small Groups.
2. **Give** each kid an Adventure Book, six stickers, and some crayons.
3. **Help** kids do activities inside the book.
4. **Keep** kids busy coloring and talking during check out.
5. **Send** stickers home with kids who leave early.
6. When a kid leaves, **tell** the parents something positive about their kid.

