


PROP TALK A

Whole Group Leader Guide



THE FIRST CHRISTMAS GIFT

1st OUR LIGHT

directions on back

YOU'LL NEED

- String of Christmas lights (1 per room)

2nd SAY WITH ME

all ages

Say Together: I look at Jesus!

3rd QUESTIONS

ages 4-K

1. **Who is our very first Christmas present?** *Jesus*
2. **What does Jesus shine a light on, day and night?** *What God is like*

OUR LIGHT

directions

Say: I love Christmas because it's Jesus' birthday! And, I have a special Christmas surprise for you today, friends! Look!

1. **Show** string of lights to kids.

Say: Look, friends! What are these?

2. Kids **respond**, "Christmas lights!"

Say: They are Christmas lights! And they're shining really bright right now in the light. But what do you think will happen if it's dark?

3. Kids **respond**, "They'll shine bright!"

4. **Turn off** the lights. **Note:** *Be safe. Don't turn lights off if it will be pitch black.*

Say: They are shining very brightly! And, they remind me of someone very special! Someone who is our very first Christmas present. Who is it?

5. Kids **respond**, "Jesus!"

Say: That's right! Jesus stays with us, day and night, to shine a light on what God is like!

6. **Turn on** the lights.


7. **Repeat** steps 4-5 as time allows.

8. **Say** "Say With Me" listed on the front.

9. For ages 4-K, **ask** "Questions" listed on the front.

PROP TALK B

Whole Group Leader Guide



THE FIRST CHRISTMAS GIFT

1st JESUS SHOWS ...

directions on back

YOU'LL NEED

- Gift box with bells inside (1 per room)

2nd SAY WITH ME

all ages

Say Together: I look at Jesus!

3rd QUESTIONS

ages 4-K

1. **Who shows us what God is like?** *Jesus*
2. **What does Jesus show us about God?** *See Jesus Shows Me list on the back for answers.*

JESUS SHOWS ...

directions

1. **Shake** present to jingle the bells inside.

Say: This present reminds me of Christmas! Who is our very first Christmas present?

2. Kids **respond**, "Jesus!"

Say: Jesus shows us what God is like. Let's play a game about that. When I shake this present, stand up and clap your hands!

3. **Shake** the present and **encourage** kids to **stand up** and **clap**.

Say: Great job! Now, you say, "Jesus shows me ..." and I'll say something special we can all celebrate together.

4. **Help** kids **say**, "Jesus shows me ..."

5. **Finish** the sentence with a statement from the **Jesus Shows Me ...** list below.

6. **Shake** the present and **encourage** kids to **stand up** and **clap**.

7. **Repeat** steps 4-6 for each statement on the **Jesus Shows Me ...** list.

8. **Say** "Say With Me" listed on the front.


9. For ages 4-K, **ask** "Questions" listed on the front.

Jesus Shows Me ...

- ... God is always with us.
- ... God loves me.
- ... God is powerful.
- ... God wants to be our friend.
- ... God is always good.

PROP TALK C

Whole Group Leader Guide



THE FIRST CHRISTMAS GIFT

1st EMPTY IS SAD

directions on back

YOU'LL NEED

- Large Christmas card (1 per room)
- Large envelope (1 per room)

2nd SAY WITH ME

all ages

Say Together: I look at Jesus!

3rd QUESTIONS

ages 4-K

1. **What makes an envelope amazing and wonderful?** *A Christmas card*
2. **Who makes you amazing and wonderful?** *Jesus*

EMPTY IS SAD

directions

Before Prop Talk

1. **Make sure** the Christmas card is **not** inside the envelope.
2. **Leave** Christmas card in curriculum bin when you begin the Prop Talk.

Prop Talk

Say: Oh, boy! I love Christmas because it's Jesus' birthday. And it looks like someone sent us a Christmas surprise!

3. **Open** the envelope and **act** sad it's empty.

Say: Awww, there's no surprise in here. What do you think this envelope needs inside of it?

4. Kids **respond**.

Say: Friends, you gave me a great idea! Close your eyes!

5. **Place** Christmas card inside the envelope while kids **close** their eyes.

Say: Okay, look at my envelope again. Let's see if it's more fun!

6. **Open** the envelope and **act** very excited.

7. **Show** kids the card inside.

Say: This envelope is so much better when it has a Christmas card inside! It reminds me that we are so much better when we ask Jesus to live inside our hearts!


8. **Read** the card to the kids.

9. **Say** "Say With Me" listed on the front.

10. For ages 4-K, **ask** "Questions" listed on the front.

PROP TALK D

Whole Group Leader Guide



THE FIRST CHRISTMAS GIFT

1st BIBLE TIME

directions on back

YOU'LL NEED

- Storybook Bible (1 per room)

2nd SAY WITH ME

all ages

Say Together: I look at Jesus!

3rd QUESTIONS

ages 4-K

1. **Why does Jesus show us what God is like?**
Jesus is God's Son.
2. **When you learn about Jesus, who else do you learn about?** *God*

BIBLE TIME

Say: Christmas is Jesus' birthday! Do you know what book teaches us about Jesus?

1. Kids **respond**, "The Bible!"

Say: Yes, it's the Bible! The Bible tells us Jesus is God's Son. When we learn about Jesus, we learn about God, too. Let's learn!

2. **Open** Storybook Bible to a page on the **God's Good News** list below.
3. **Say** the statement from the **God's Good News** list for that page.
4. **Repeat** steps 2-3 for each page listed on the **God's Good News** list.
5. **Say** "Say With Me" listed on the front.
6. For ages 4-K, **ask** "Questions" listed on the front.

God's Good News

Page 407: Jesus was born to live with us, so we know God's always with us!

Page 408: Jesus made the man all better, so we know God can heal anybody. Jesus also heals our hearts, so we can be God's friends.

Page 409: Jesus died to take our sins away, so we know God takes our sins away when we follow Jesus.

Page 410: Jesus is alive, so we know God's always alive.

Page 411: Jesus sent the power of the Holy Spirit, so we know God's very powerful.

Page 413: Jesus always loves us, so we know God always loves us, too!