


Small Group Leader Guide



Week 1

Ages 4-K
Two by Two

Question

Why should you obey?

Answer

I'm God's friend, so I obey!

Bible Verse

Ephesians 6:1 NLT *Children, obey your parents because you belong to the Lord ...*

What To Do First

Review

1. **Introduce** yourself.
2. **Say** the **Question**, **Answer**, and **Verse** together.

Read

1. **Lay** Story Cards in order.
2. **Point** to the first card.
3. **Read** the caption.
4. **Ask** the **Review Question**.
5. **Do** the **Action** together.
6. **Repeat** steps 2-5 for Story Cards 2-5.

Remember

What Do You See?

1. **Hold up** Story Card 1.
2. **Ask**, "What do you see in this picture?" *Group answers.*
3. **Repeat** steps 1-2 for Story Cards 2-5.

Review Questions & Actions

Story Card 1

Question

Did the people obey or disobey God?
Disobey

Action

God was sad. Make a sad face.

Story Card 2

Question

Who loved and obeyed God?
Noah

Action

Give yourself a big hug to show how much Noah loved God.

Story Card 3

Question

What did Noah put on the big boat?
All of the animals

Action

Pretend to be an animal and get on Noah's boat.

Story Card 4

Question

Who kept Noah and the animals safe from the flood?
God

Action

Wiggle your fingers to show raindrops falling.

Story Card 5

Question

Where did all the rain go?
God dried it up.

Action

Wave your hand over your head to show a pretend rainbow.

How To Wrap Up

Talk

God asked Noah to build a big boat. How big do you think the boat was?

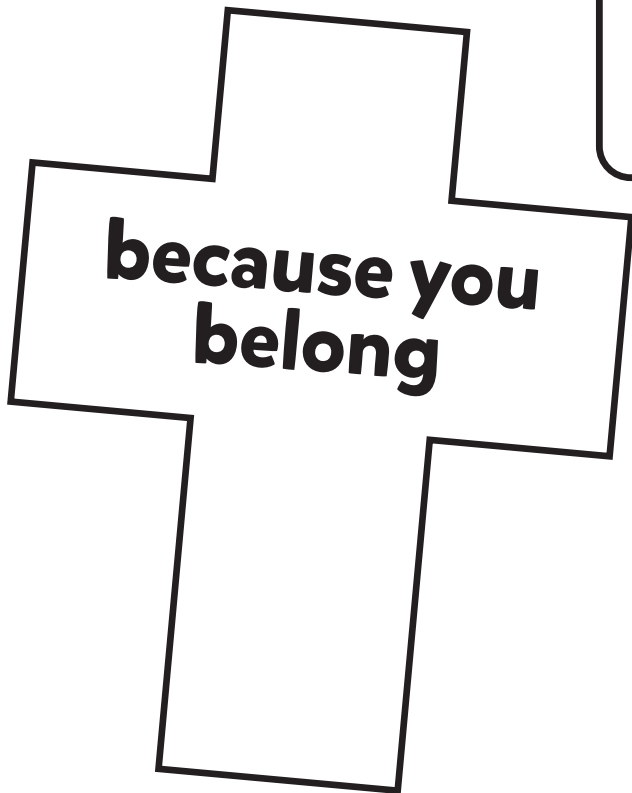


Pray

Ask kids what they want to talk to God about, and pray with them.


Adventure Book

Begin at Check Out Time

1. If you need to help with check out, **combine** your Small Groups.
2. **Give** each kid an Adventure Book, six stickers, and some crayons.
3. **Help** kids do activities inside the book.
4. **Keep** kids busy coloring and talking during check out.
5. **Send** stickers home with kids who leave early.
6. When a kid leaves, **tell** the parents something positive about their kid.



Small Group Leader Guide



Week 2

Ages 4-K
Two by Two

Question

Why should you obey?

Answer

I'm God's friend, so I obey!

Bible Verse

Ephesians 6:1 NLT *Children, obey your parents because you belong to the Lord ...*

What To Do First

Review

1. **Introduce** yourself.
2. **Say** the **Question**, **Answer**, and **Verse** together.

Read

1. **Lay** Story Cards in order.
2. **Point** to the first card.
3. **Read** the caption.
4. **Ask** the **Review Question**.
5. **Do** the **Action** together.
6. **Repeat** steps 2-5 for Story Cards 2-5.

Remember

Mix It Up

1. **Shuffle** Story Cards.
2. **Place** Story Cards in the wrong order.
3. **Say**, "This story's mixed up! Let's put it in order."
4. Group **helps** put Story Cards in order.

Review Questions & Actions

Story Card 1

Question

Why did God send a flood? *Because no one was obeying Him*

Action

God was sad. Make a sad face.

Story Card 2

Question

What was different about Noah? *Noah loved God and obeyed Him.*

Action

Give yourself a big hug to show how much Noah loved God.

Story Card 3

Question

What did God tell Noah? *Build a boat, and put your family and the animals in it.*

Action

Pretend to be an animal and get on Noah's boat.

Story Card 4

Question

What did all the rain turn into? *A flood that covered the whole world*

Action

Wiggle your fingers to show raindrops falling.

Story Card 5

Question

After the rain dried up, what did God put in the sky? *A rainbow*

Action

Wave your hand over your head to show a pretend rainbow.

How To Wrap Up

Talk

Noah's family stayed in the boat when it rained. Where do you go when it rains?

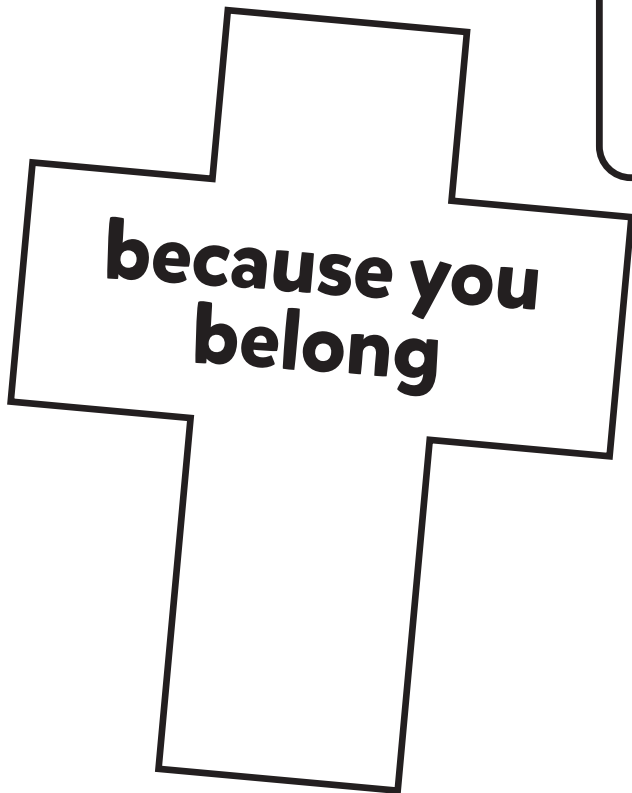

Pray

Ask kids what they want to talk to God about, and pray with them.


Adventure Book

Begin at Check Out Time

1. If you need to help with check out, **combine** your Small Groups.
2. **Give** each kid an Adventure Book, six stickers, and some crayons.
3. **Help** kids do activities inside the book.
4. **Keep** kids busy coloring and talking during check out.
5. **Send** stickers home with kids who leave early.
6. When a kid leaves, **tell** the parents something positive about their kid.



Small Group Leader Guide



Week 3

Ages 4-K
Two by Two

Question

Why should you obey?

Answer

I'm God's friend, so I obey!

Bible Verse

Ephesians 6:1 NLT *Children, obey your parents because you belong to the Lord ...*

What To Do First

Review

1. **Introduce** yourself.
2. **Say** the **Question**, **Answer**, and **Verse** together.

Read

1. **Lay** Story Cards in order.
2. **Point** to the first card.
3. **Read** the caption.
4. **Ask** the **Review Question**.
5. **Do** the **Action** together.
6. **Repeat** steps 2-5 for Story Cards 2-5.

Remember Now What?

1. **Lay** down Story Card 1.
2. **Read** the caption.
3. **Ask**, "Now what's going to happen in the next picture?" *Group answers.*
4. **Repeat** steps 1-3 for Story Cards 2-5.

Review Questions & Actions

Story Card 1

Question

Was it okay for the people to disobey God? *No*

Action

God was sad. Make a sad face.

Story Card 2

Question

Did Noah love and obey God? *Yes*

Action

Give yourself a big hug to show how much Noah loved God.

Story Card 3

Question

Why did God want Noah to build a boat? *God was going to send a flood.*

Action

Pretend to be an animal and get on Noah's boat.

Story Card 4

Question

If Noah didn't obey, would Noah and the animals be safe in the flood? *No*

Action

Wiggle your fingers to show raindrops falling.

Story Card 5

Question

What promise does God's rainbow show? *God won't flood the whole earth again.*

Action

Wave your hand over your head to show a pretend rainbow.

How To Wrap Up

Talk

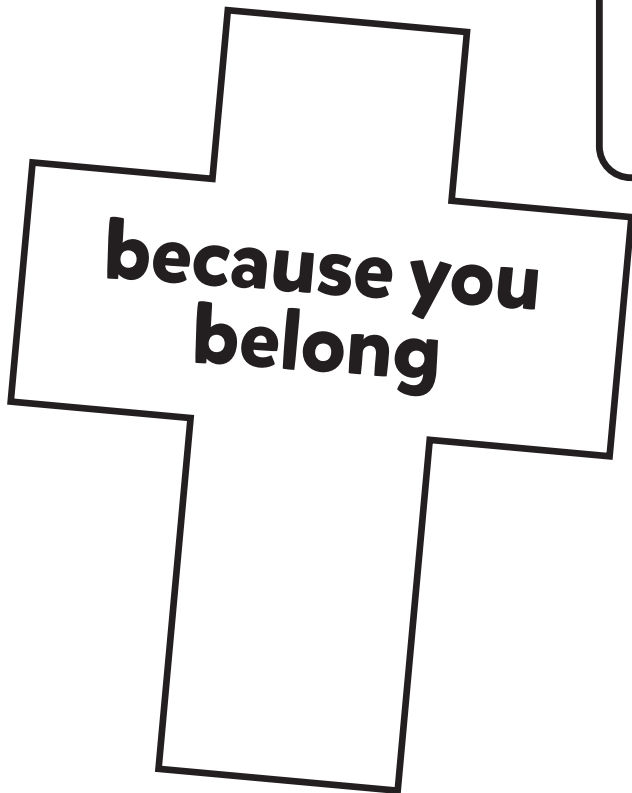


God made the beautiful rainbow. What do you like about rainbows?

Pray


Ask kids what they want to talk to God about, and pray with them.

Adventure Book Begin at Check Out Time

1. If you need to help with check out, **combine** your Small Groups.
2. **Give** each kid an Adventure Book, six stickers, and some crayons.
3. **Help** kids do activities inside the book.
4. **Keep** kids busy coloring and talking during check out.
5. **Send** stickers home with kids who leave early.
6. When a kid leaves, **tell** the parents something positive about their kid.



Small Group Leader Guide



Week 4

Ages 4-K
Two by Two

Question

Why should you obey?

Answer

I'm God's friend, so I obey!

Bible Verse

Ephesians 6:1 NLT *Children, obey your parents because you belong to the Lord ...*

What To Do First

Review

1. **Introduce** yourself.
2. **Say** the **Question**, **Answer**, and **Verse** together.

Read

1. **Lay** Story Cards in order.
2. **Point** to the first card.
3. **Read** the caption.
4. **Ask** the **Review Question**.
5. **Do** the **Action** together.
6. **Repeat** steps 2-5 for Story Cards 2-5.

Remember

What's Missing?

1. **Lay** out four Story Cards.
2. **Ask**, "Which picture is missing?" *Group answers.*
3. **Lay** Story Card in place.
4. **Repeat** steps 1-3, but **leave out** different card.

Review Questions & Actions

Story Card 1

Question

What wrong choices did the people make? See *Story Card 1.*

Action

God was sad. Make a sad face.

Story Card 2

Question

Whose family still loved and obeyed God? *Noah's family*

Action

Give yourself a big hug to show how much Noah loved God.

Story Card 3

Question

Did Noah obey when God told him to build a boat? *Yes*

Action

Pretend to be an animal and get on Noah's boat.

Story Card 4

Question

Where did Noah and the animals stay safe? *In the big boat*

Action

Wiggle your fingers to show raindrops falling.

Story Card 5

Question

What did God put in the sky to show His promise? *A rainbow*

Action

Wave your hand over your head to show a pretend rainbow.

How To Wrap Up

Talk

There were lots of animals on Noah's boat. What's your favorite animal?

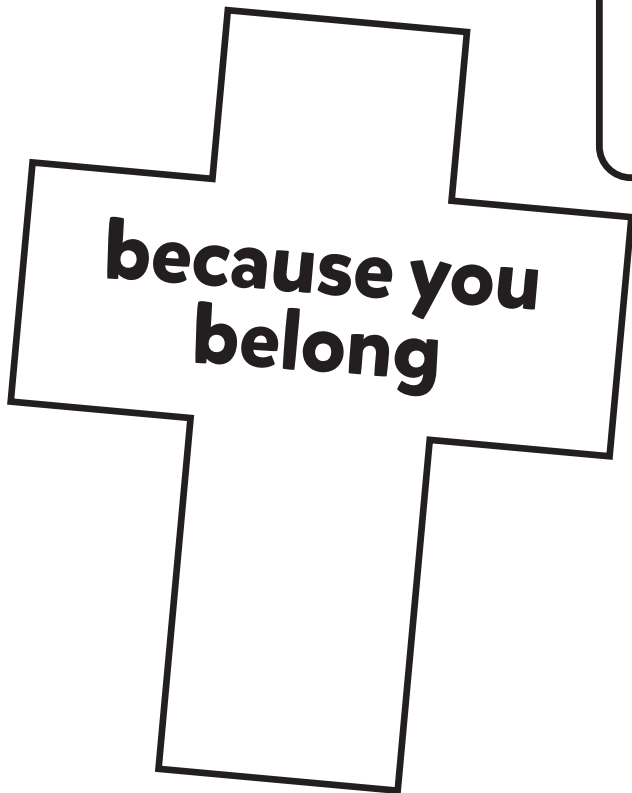


Pray

Ask kids what they want to talk to God about, and pray with them.


Adventure Book

Begin at Check Out Time

1. If you need to help with check out, **combine** your Small Groups.
2. **Give** each kid an Adventure Book, six stickers, and some crayons.
3. **Help** kids do activities inside the book.
4. **Keep** kids busy coloring and talking during check out.
5. **Send** stickers home with kids who leave early.
6. When a kid leaves, **tell** the parents something positive about their kid.



Small Group Leader Guide



Week 5

Ages 4-K
Two by Two

Question

Why should you obey?

Answer

I'm God's friend, so I obey!

Bible Verse

Ephesians 6:1 NLT *Children, obey your parents because you belong to the Lord ...*

What To Do First

Review

1. **Introduce** yourself.
2. **Say** the **Question**, **Answer**, and **Verse** together.

Read

1. **Lay** Story Cards in order.
2. **Point** to the first card.
3. **Read** the caption.
4. **Ask** the **Review Question**.
5. **Do** the **Action** together.
6. **Repeat** steps 2-5 for Story Cards 2-5.

Remember Which One?

1. **Lay** Story Cards in order.
2. **Read** the caption from one of the Story Cards.
3. **Ask**, "Which one did I read?" *Group answers.*
5. **Repeat** steps 2-3 for the rest of the Story Cards.

Review Questions & Actions

Story Card	Question	Action
1	Were the people sorry that they disobeyed God? <i>No</i>	God was sad. Make a sad face.

Story Card	Question	Action
2	Who did God decide to keep safe from the flood? <i>Noah and his family</i>	Give yourself a big hug to show how much Noah loved God.

Story Card	Question	Action
3	Who obeyed God and put all of the animals on the big boat? <i>Noah</i>	Pretend to be an animal and get on Noah's boat.

Story Card	Question	Action
4	How long did God make it rain? <i>Forty days and forty nights</i>	Wiggle your fingers to show raindrops falling.

Story Card	Question	Action
5	Why did God put the rainbow in the sky? <i>To show His promise</i>	Wave your hand over your head to show a pretend rainbow.

How To Wrap Up

Talk

God made it rain and rain and rain. What happens if you stand out in the rain?

Pray

Ask kids what they want to talk to God about, and pray with them.

Adventure Book Begin at Check Out Time

1. If you need to help with check out, **combine** your Small Groups.
2. **Give** each kid an Adventure Book, six stickers, and some crayons.
3. **Help** kids do activities inside the book.
4. **Keep** kids busy coloring and talking during check out.
5. **Send** stickers home with kids who leave early.
6. When a kid leaves, **tell** the parents something positive about their kid.

